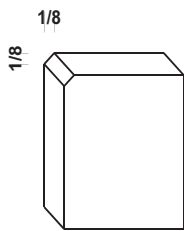
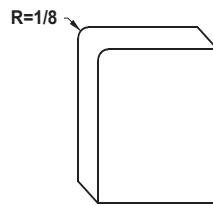


EDGE STYLES

Price Group 1 Edge Style

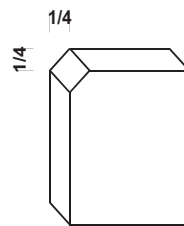


1/8" Bevel
*no minimum
thickness*

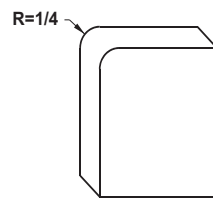


Price Group 1 Edge Style

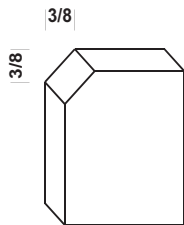
1/8" Roundover
*no minimum
thickness*



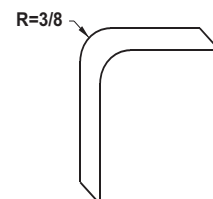
1/4" Bevel
*no minimum
thickness*



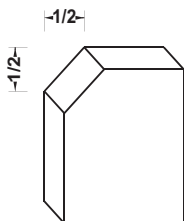
1/4" Roundover
*no minimum
thickness*



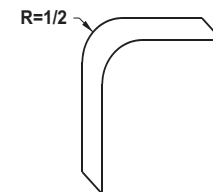
3/8" Bevel
*no minimum
thickness*



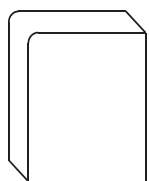
3/8" Roundover
*no minimum
thickness*



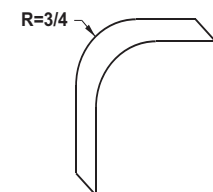
1/2" Bevel
*no minimum
thickness*



1/2" Roundover
*no minimum
thickness*



Eased
*no minimum
thickness*

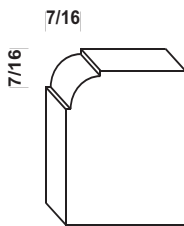


3/4" Roundover
*no minimum
thickness*

EDGE STYLES

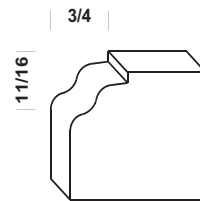
Price Group 2
Edge Style

Price Group 2
Edge Style



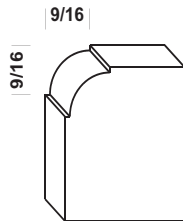
3/8" Beaded Roundover

no minimum thickness



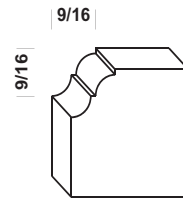
Roman Ogee

no minimum thickness



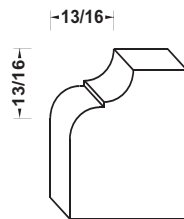
1/2" Beaded Roundover

no minimum thickness



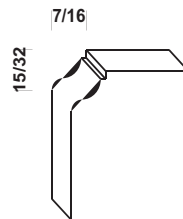
Small Double Roman Ogee

no minimum thickness



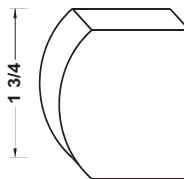
Classical Ogee

no minimum thickness



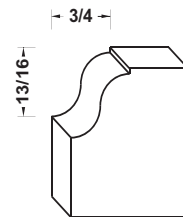
Small Standard Ogee

no minimum thickness



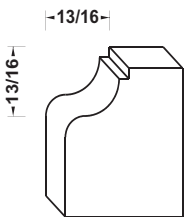
Half Bullnose

1-3/4" minimum thickness



Traditional Ogee

no minimum thickness

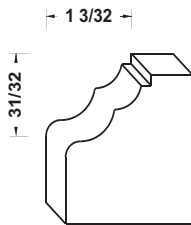


Large Standard Ogee

no minimum thickness

EDGE STYLES

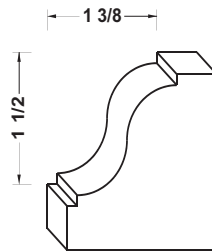
Price Group 3 Edge Style



Beaded
Waterfall

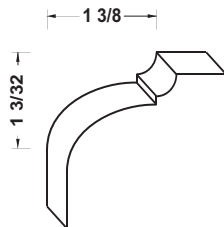
*no minimum
thickness*

Price Group 3 Edge Style



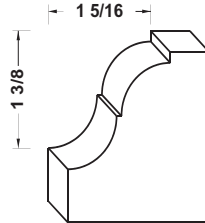
Large Beaded
Traditional Ogee

*2" minimum
thickness*



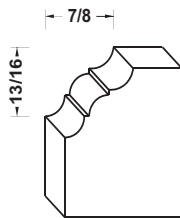
Classical
Gas

*1-1/2" minimum
thickness*



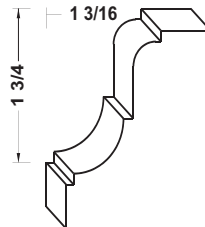
Large Double
Roman Ogee

*1-3/4" minimum
thickness*



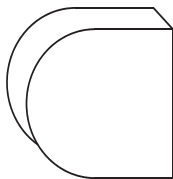
French
Baroque

*no minimum
thickness*



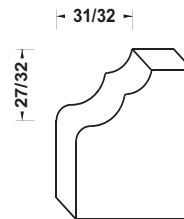
Verona

*2-1/4" minimum
thickness*



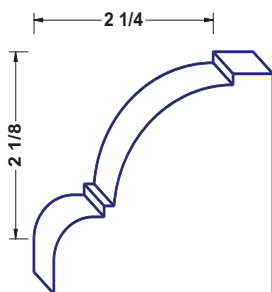
Full
Bullnose

*no minimum
thickness*



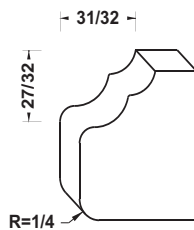
Waterfall

*no minimum
thickness*



Huge Double
Beaded
Roundover

*2-1/2" minimum
thickness*



Waterfall
Roundover

*no minimum
thickness*